

A SWINGIN' SAFARI

(Grade 1–2)

PERFORMANCE NOTES

This arrangement is a re-orchestration of the original Bert Kaempfert score for the 1962 hit recording of "A SWINGIN' SAFARI".

It has been transposed down a perfect 4th in order to enable the muted trumpets to play in a more comfortable register. The trumpets perform the main melody, which was originally written for high flutes and piccolos.

The arrangement can be performed with a minimum line-up of

4 saxes (2 altos, 2 tenors)

3 trpts

2 trbs (2 tenors)

acoustic gtr

electric bass





drums

keyboard / piano

Additional parts may be added according to the number of extra players available.

STYLE:

As with most of Bert Kaempfert's music, "A SWINGIN' SAFARI" should be performed with a light, "easy listening" kind of approach.

All  and  should be phrased as  .

The basic rhythmic approach is light and "swingin'".

RHYTHM SECTION:

The original Bert Kaempfert rhythm section featured 2 basses:

1 acoustic (upright), 1 being the legendary "Knackbass", an electric bass-guitar played by Ladi Geissler.

If your band has only 1 bass player, the electric bass part should be used, closely observing the instructions "plec" + "no plec.". The "plec." parts are to be played staccato.

All acoustic instruments (gtrs, pno, bass 2) should be played with minimal amplification.

Drums — for the most part — are to be played with brushes.

Most of the piano parts in this series are keyboard parts, which will help to cover the absence of a big string-section and choir, which were featured on the original recordings.

SAXES:

Chords at B should be tight and crisp (brass-like), staccatos at C not too short. The solo and background at E should be played with a warm and full sound.

TRUMPETS:

The (*mf*) at A should be played loud enough to get a full and lightly sizzling sound out of the mutes.

TROMBONES:

Letter B: crisp!

BRASS:

Please observe well the dynamics at G.

STRINGS:

Try to achieve a round and soft section sound on all Background chords.

GENERAL OBSERVATIONS:

Please listen closely to the original recording of this piece to get a better understanding of one of the world's most distinctive instrumental styles, the

"BERT KAEMPFERT SOUND"

— have fun !!